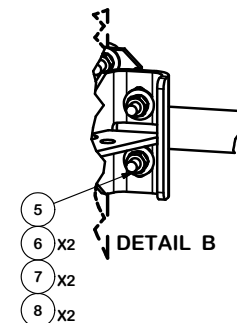
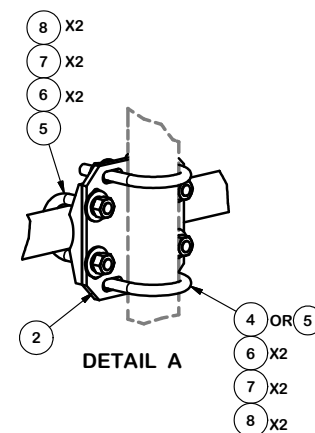
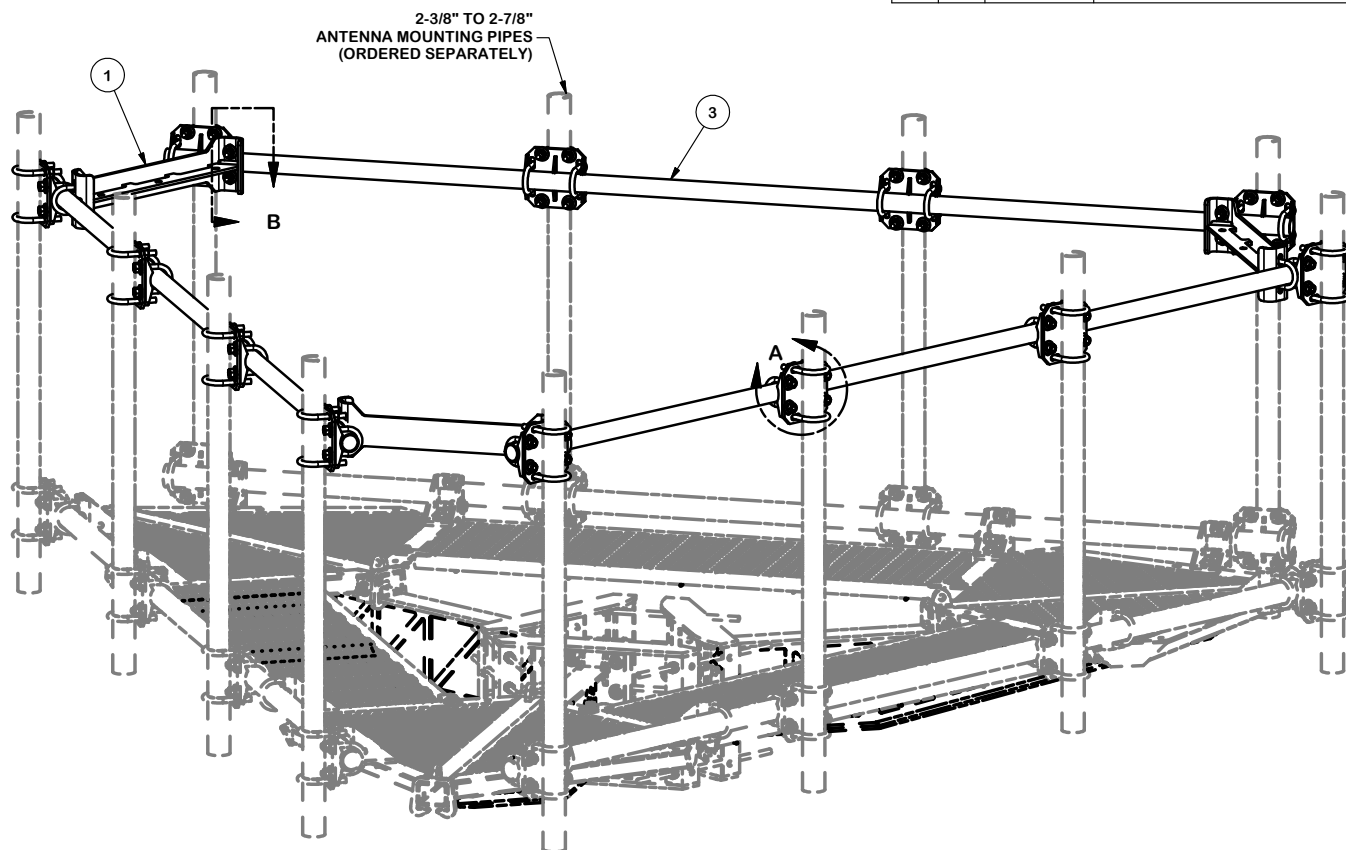


PARTS LIST						
ITEM	QTY	PART NO.	PART DESCRIPTION	LENGTH	UNIT WT.	NET WT.
1	3	X-F3PHRW	CORNER WELDMENT FOR 3-SIDED FORTRESS PLATFORM HADNRail KITS		27.72	83.15
2	12	X-SCX3-FR	FORTRESS CROSSOVER PLATE		6.61	79.37
3	3	P2150	2-3/8" O.D. X 150" SCH 40 GALVANIZED PIPE	150 in	45.77	137.31
4	24	X-UB5300	5/8" X 3" X 5-1/4" X 2-1/2" U-BOLT (HDG.)		1.15	27.59
5	54	X-UB5258	5/8" X 2-5/8" X 4-1/2" X 2" U-BOLT (HDG.)		1.00	54.01
6	108	G58FW	5/8" HDG USS FLATWASHER	1/8 in	0.07	7.61
7	108	G58LW	5/8" HDG LOCKWASHER		0.03	2.82
8	108	G58NUT	5/8" HDG HEAVY 2H HEX NUT		0.13	14.03
					TOTAL WT. #	405.87



TOLERANCE NOTES

TOLERANCES ON DIMENSIONS, UNLESS OTHERWISE NOTED ARE:
 SAWED, SHEARED AND GAS CUT EDGES ($\pm 0.030"$)
 DRILLED AND GAS CUT HOLES ($\pm 0.030"$) - NO CONING OF HOLES
 LASER CUT EDGES AND HOLES ($\pm 0.010"$) - NO CONING OF HOLES
 BENDS ARE $\pm 1/2$ DEGREE
 ALL OTHER MACHINING ($\pm 0.030"$)
 ALL OTHER ASSEMBLY ($\pm 0.060"$)

PROPRIETARY NOTE:
 THE DATA AND TECHNIQUES CONTAINED IN THIS DRAWING ARE PROPRIETARY INFORMATION OF VALMONT INDUSTRIES AND CONSIDERED A TRADE SECRET. ANY USE OR DISCLOSURE WITHOUT THE CONSENT OF VALMONT INDUSTRIES IS STRICTLY PROHIBITED.

DESCRIPTION

HANDRAIL KIT FOR
 12' FORTRESS™ PLATFORM

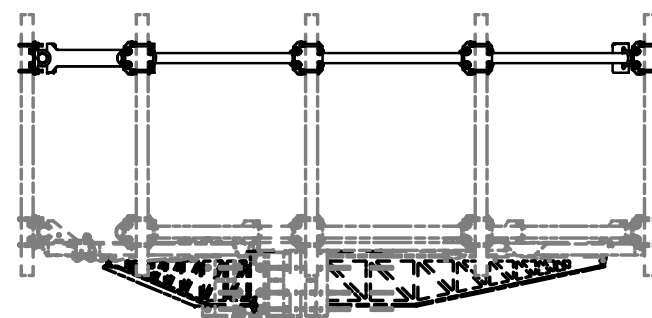
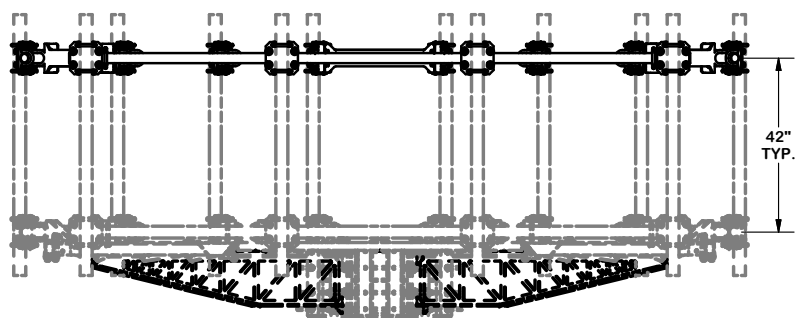
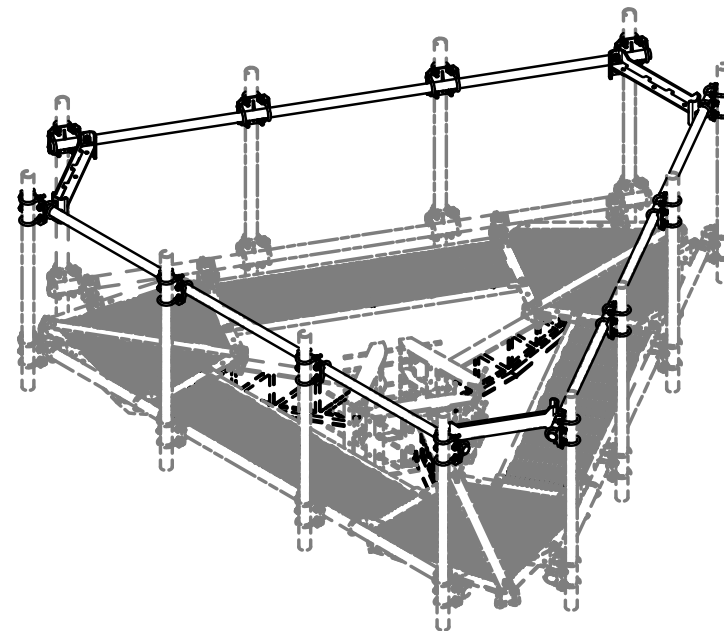
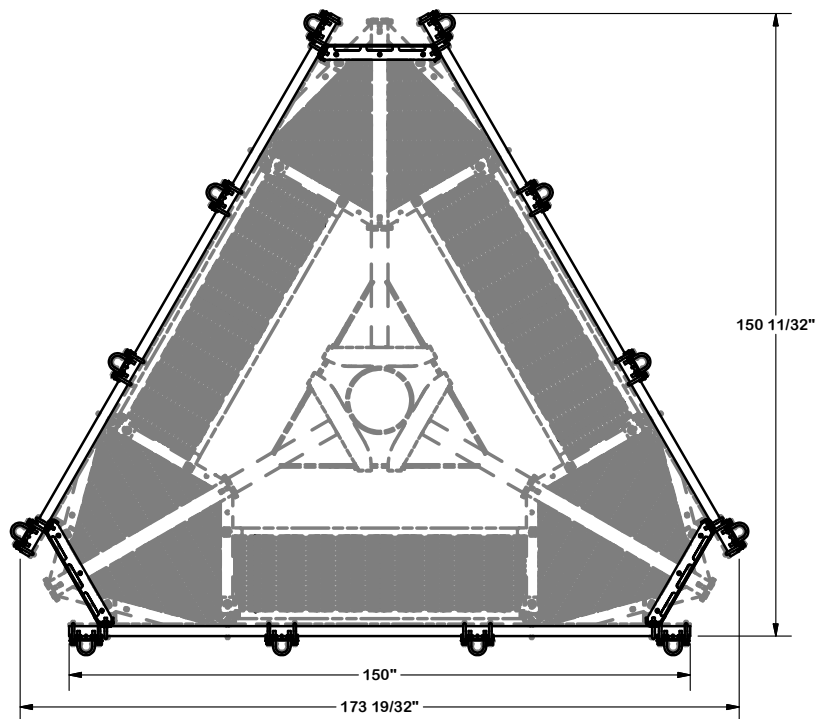
CPD NO.	DRAWN BY	ENG. APPROVAL
	CEK 8/29/2017	
CLASS	SUB	DRAWING USAGE
81	02	CUSTOMER
	CHECKED BY	
	BMC 9/14/2017	



Engineering
 Support Team:
 1-888-753-7446

Locations:
 New York, NY
 Atlanta, GA
 Los Angeles, CA
 Plymouth, IN
 Salem, OR
 Dallas, TX

PART NO.	F3P-HRK12
DWG. NO.	F3P-HRK12



TOLERANCE NOTES

TOLERANCES ON DIMENSIONS, UNLESS OTHERWISE NOTED ARE:
 SAWED, SHEARED AND GAS CUT EDGES ($\pm 0.030"$)
 DRILLED AND GAS CUT HOLES ($\pm 0.030"$) - NO CONING OF HOLES
 LASER CUT EDGES AND HOLES ($\pm 0.010"$) - NO CONING OF HOLES
 BENDS ARE $\pm 1/2$ DEGREE
 ALL OTHER MACHINING ($\pm 0.030"$)
 ALL OTHER ASSEMBLY ($\pm 0.060"$)

PROPRIETARY NOTE:
 THE DATA AND TECHNIQUES CONTAINED IN THIS DRAWING ARE PROPRIETARY INFORMATION OF VALMONT INDUSTRIES AND CONSIDERED A TRADE SECRET. ANY USE OR DISCLOSURE WITHOUT THE CONSENT OF VALMONT INDUSTRIES IS STRICTLY PROHIBITED.

DESCRIPTION

HANDRAIL KIT FOR
 12' FORTRESS™ PLATFORM

CPD NO.	DRAWN BY CEK 8/29/2017	ENG. APPROVAL
CLASS 81	SUB 02	CHECKED BY BMC 9/14/2017
	DRAWING USAGE CUSTOMER	



A valmont COMPANY

Engineering
 Support Team:
 1-888-753-7446

Locations:
 New York, NY
 Atlanta, GA
 Los Angeles, CA
 Plymouth, IN
 Salem, OR
 Dallas, TX

PART NO.	F3P-HRK12
DWG. NO.	F3P-HRK12